



**INDONESIAN DEMOCRACY
INDEX PROJECT**
00049773-IDI

Graha Mandiri 21st Floor
Jalan Imam Bonjol No. 61 Jakarta 10310
Phone: +62 21 3983-7436, Fax: +62 21 3983-7437



**INDONESIAN DEMOCRACY INDEX
(IDI)
UTILIZATION MODULE**

Final Draft

March 2010

Disclaimer: This publication does not represent the views of Bappenas or UNDP

PART I

INTRODUCTION

1.1. Urgency of Indonesian Democracy Index (IDI)

After more than ten years of Indonesia's efforts to uphold democracy, it is interesting to know the real development of democracy at the provincial level in Indonesia. So far the development of democracy in Indonesia has been only measured qualitatively, namely based on subjective estimates without a clear parameter or benchmark. It is time for the highly diverse development of democracy which is very diverse in many provinces in Indonesia is measured quantitatively by using numbers that indicate their level of development of real democracy. Quantitative measurements will yield a clear picture of the level of democratic development. In addition, the level of democratic development in every province will yield inter-provincial comparison of democratic development that can reveal the province with the level of democratic development which is the best and the worst.

The picture obtained from Indonesian Democracy Index (IDI) offers many advantages. First, academically, it can show the level of democratic development in every province in Indonesia. This provides important data for the study of the development of democracy in Indonesia because the level of development is based on data with clear benchmarks. The data obtained from IDI may help those who study the development of democracy and democratization in Indonesia, such as students, scientists, and journalists. IDI represents the progress in the study of democratic development in Indonesia, because it is for the first time the development of democracy in many provinces in Indonesia may be precisely identified.

The second benefit is for the political development planning at the provincial level. The data submitted by IDI is able to show aspects or variables or indicators that are not or less developed. Consequently, the central government and local administration knows what to do as how to improve democracy in the respective provinces. Thus far the economic development has a clear and quantitative parameter for economic development planning. IDI is able to give a clear parameter to assess the democratic development in Indonesia.

The third benefit is for the government and the provincial communities. Provinces of which their democratic development is less favorable may learn from such data by taking into account the indicators of democracy with low scores. The regional administration and people living in such provinces may jointly take certain measures to improve such indicators. By doing so, such indicator index will improve in the future. The data from IDI are useful for provincial governments and the people as the tool to evaluate themselves in carrying out democracy and improving democracy development.

2.2. Goals of Developing IDI

Indonesian Democracy Index (IDI) aims to quantify the democracy development at the provincial level in Indonesia. Such index will indicate the development of democracy in every province according to the third aspect being studied.

Given the data and information collected from the data at the provincial level, the IDI compiled is that of the provincial level, not at the national level. Consequently, the word "Indonesia" in IDI refers to all provinces in Indonesia combined. Of course, the development of democracy at the provincial level is

different from that at the national level. IDI at the national level must rely on the central government in Jakarta and the Indonesian people as a whole as source of data, while IDI compiled at this stage are relying on the provincial governments and peoples in these province as source of data.

2.3. Goal of Developing IDI Utilization Module:

As mentioned earlier, the main purpose of developing IDI is to provide quantitative data related to the democratic performance in the respective provinces in Indonesia. The question is how to use these quantitative data (IDI) already developed to improve the democracy performance in the respective provinces? Accordingly, the presence of "IDI Utilization Module" becomes really critical, because it is expected to provide guidance to respond to the above questions.

There are at least 3 (three) main goals for developing the "IDI Utilization Module", namely:

1. Give direction for the technique of "reading" Indonesian Democracy Index (IDI), divided into three levels: Overall Index, Index by Aspect, and Index by Variable.
2. Give direction for the method of "integrating" IDI into the Regional Development Plan
3. Give direction for the technique of "elaborating" IDI into the programs, and/or activities of the local administration, primarily the provincial governments.

2.4. Conceptual Basis of IDI:

It is difficult to find common agreement from all parties about the meaning or definition of democracy. In general, many people have defined democracy in ideal

terms, or the so-called populist democracy, namely a government system "of, by, and for the people." However, realistically, the practice of democracy as defined above, has never been actually practiced in the history of mankind. There was never a government run directly by all the people, and was never a government fully dedicated for all citizens (Dahl 1971; Coppedge and Reinicke 1993).

Due to such weaknesses, the Dahl (1971), proposed the concept of "polyarchy" instead of "populist democracy". Polyarchy is considered more realistic to describe a given political phenomenon in the history of human civilization because polyarchy refers to a system of government by "numerous people" not by "all people", by "many people" not by "everybody".

Democracy, under the term of polyarchy, is a system of government with the following characteristics: freedom of the citizens in such system to a) establish and participate in the organization, 2) freedom of expression or opinion, 3) become public officials, 4) competition or contesting among the citizens to garner support in order to contest for important public positions, 5) vote in elections, 6) honest and fair general elections, 7) the existence of alternative sources beyond those provided by the government, and 8) institutional guarantee that every government policy depends on the support of voice and other forms of expression of wants, and therefore there must be guaranteed general elections held periodically so that any policy made by the government may be evaluated and accountable in elections (Dahl 1971: 3).

On the other hand, William Case (2002) distinguishes two main categories associated with the ideal concept of democracy itself. Both models of democracy is what Case called: Substantive Democracy and Procedural Democracy. The first model (Substantive Democracy), is among others, characterized by the presence of equality rights of classes, ethnicity, genders, and other forms of identities or affiliation

within the community. This first-mentioned model, essentially refers mostly to “ideal democratic” model or the concept of populist democracy. Meanwhile, the characteristic of the second model (Procedural Democracy) is, among others, indicated by the existence of civil liberties and implementation of periodic general elections. This latter model according to Case (2002: 5), has much in common with polyarchy model as proposed by Dahl (1971).

Although not explicitly, Case (2002) seems to support the concept polyarchy, in the sense that the system of government by "many people" not by "all people", by "many people" not by "all persons"-as the most realistic model in real life. However, for developing countries, in particular, before reaching the polyarchy model, they will likely have to deal with one of two variants of Procedural Democracy, namely Semi-Democracy and Pseudo-Democracy.

In general, Semi-Democracy is characterized, among others, by the implementation of periodic elections, but on the other hand, civil freedom is extremely restricted. As a result, in practice, Semi-Democracy is still the chance to exist but are severely restricted by the regime in power to reach a broader constituency. More specifically, Case (2002: 6-7) wrote as follows:

[In a semi-democracy practice], _____ government regularly hold elections, thus offering a snapshot of propriety on voting day. But they have limited civil liberties beforehand, thereby hindering opposition parties in contesting effectively. More specifically, opposition parties are permitted to organize, operate head-quarters, solicit contributions, select their own leaders and candidates, then recruit cadres and core constituencies. On the other hand, they are prevented from reaching wider audiences by the government’s owning most media outlets, they are restricted in circulating their own party publications, and they are barred from organizing mass rallies, even during campaign periods.

Meanwhile, the characteristics of Pseudo-Democracy, are, among others, demonstrated by the implementation of general elections on a regular basis, but the

election process itself is characterized with fraud, and almost non- existence of civil liberties. It may be therefore said that freedom of expression, and the role of parliament as a representative institution, is tightly controlled by the government. On the other hand, the opposition parties have virtually no power due to the excessive government intervention, for institutional structure establishment for political parties, appointment of board members, recruitment of cadres, and their funding. Under a more elaborate narration, Case (2002: 8), describes the characteristics of the Pseudo-Democracy as follows:

Beyond semi-democracies, one finds pseudo-democracies, a category in which elections are also held regularly. However, these elections are rigged, while civil liberties are nearly extinguished, with rights of expression, information, and assembly all rigidly controlled. But the most striking qualitative difference between semi and pseudo-democracies appears in the respective approaches taken toward opposition parties. Put simply, in pseudo-democracies, opposition parties are permitted no autonomy, with governments interfering deeply in their formation, organizational structure, selection of officers and candidates, fund-raising, and campaigning. Thus, while opposition parties may win legislative seats, they are barred from performing even limited accountability functions.

Finally, given the theoretical reviews above, the definition of democracy, when simplified, is none other than a government system characterized, among others, by the freedom under laws pertaining to public interests. Because civil liberties is one of the "core" concepts of democracy, Gastil, an intellectual behind Freedom House, uses the term "freedom", not "democracy", to describe the level of democracy in countries in the world (Gustil 1993: 22). Separately, in respect to the principal characteristics of democratic system of Dahl (1971), Gastil (1993) and Bollen (1993) further differentiates the concepts of democracy, poliarchy, or freedom in two dimensions or aspects, namely Political Rights and Civil Liberties.

2.5. Aspects, Variables and Indicators of IDI:

By taking into account the theoretical and empirical dimensions of democracy, as pointed out above, in the context of developing Indonesian Democracy Index (IDI), it is agreed there are at least 3 (three) main aspects that serve as the objects of study. These aspects are: Civil Liberties, Political Rights, and Democratic Institutions. The first and second aspects reflect the main essence of democracy concept. However, in view of both basic essence of democracy (civil liberties and political rights) will unlikely work maximally without any "container", structure, and supporting procedures. Therefore, it is reasonable that the democratic institutions must also be treated as an important aspect of democracy. Under such proposition, in the compilation of IDI, democratic institutions serve as the the third aspect.

These three aspects are then elaborated to 10 (ten) variables, and furthermore, to obtain data and information relating to these ten variables, as many as 43 (forty three) IDI indicators have been formulated (see Annex 1).

2.5.1. Aspects of Civil Liberties

Theoretically, the concept of civil liberties is associated with the so-called free self-expression, free movement and freedom from arbitrary arrest (Frank Bealey, 2000: 56). Although until now there is no standard agreement on the elements of civil liberties, based on the applicable and general principles, civil liberties include, among others, free speech, free press, freedom of assembly, and freedom to worship (Bealey, 2000: 56).

Threats to civil liberties generally come from two main sources. First, the threat that comes from the holders of state authority, or known as the supreme coercive authority. Governments generally are not favorable of civil liberties,

especially free speech and free to assemble as they will disrupt the political hegemony being assumed. The second threat comes from what John Stuart Mill calls "the tyranny of the majority". This latter threat may not necessarily come from the state and/or government, but from fellow community members (Bealey, 2000: 57).

In the context of IDI, civil liberties are restricted to the freedom of individuals and groups closely associated with state power and/or particular groups. Furthermore, to obtain data and information for the compilation of IDI, the aspects of "Civil Liberties" have been elaborated to 4 (four) main variables, namely:

- 1) Freedom of Assembly and Association.
- 2) Freedom of Opinion.
- 3) Freedom of Beliefs, and
- 4) Freedom of Non-Religious Discrimination

Furthermore, with respect to data collection and index points compilation, the four variables of the aspect of Civil Liberties, have been elaborated into 20 (twenty) indicators, as follows: 8 indicator variables of Freedom of Assembly and Association; 4 indicator variables for Freedom of Opinion; 5 indicator variables of Freedom of Beliefs, and 4 indicator variables of Freedom of the Non-Religious Discrimination. More detailed information about the indicators of the respective variable may be seen in Appendix 1.

2.5.2. *Aspek Political Rights*

Bollen (1993) writes that *political rights exist to the extent that the national government is accountable to the general population and each individual is entitled to participate in the government directly or through representatives*. This statement implicitly indicates that the political rights include the participation and competition.

Given the importance of political rights, Robert Dahl (1971) proposes five indicators for the dimension of political rights, namely the right to vote, the right to contest for public offices, the right to compete in earning votes, free and fair elections, and government policy-making that heed to public aspirations.

In the context of IDI compilation, these political rights have been elaborated into 2 (two) main variables, namely:

- 1) Public Participation in Politics, and
- 2) Public Participation in Government Control.

Furthermore, for the purpose of data collection and index points compilation, both variables of the aspects of Political Rights, has been elaborated into 10 (ten) indicators, which include: six indicator variables of Public Participation in Politics, and four indicator variables of Public Participation in Government Control. More detailed information about the indicators of each variable is found in Appendix 1.

2.5.3. Aspects of Democratic Institution

Although the word "institution" itself often has meanings that are relatively different from each other, in the context of political science, the term 'institution' is defined as a public institution established and responsible and implement activities of a state and/or government (Bealye, 2000: 166). When this definition is associated with the concept of democracy, the said institution is none other than a state institution that is established and responsible to sustain the workings of democratic the political system. This means that f institution wise, a democratic institution may lie under the level of "supra-structure" comprising, among others, the executive, legislative, and judiciary, as well as at the level of "infrastructure", namely, among others, general elections, political parties, the press, and other interest groups.

By referring to the number of elements of democratic institutions above, then for the purpose of IDI measurement, the aspect of democratic institutions has also been elaborated into 4 (four) main variables as follows:

- 1) Free and Fair General Elections.
- 2) Role of the Regional Legislature (DPRD).
- 3) Role of Political Parties, and
- 4) Independent Judiciary.

Similarly, the variables of aspects of civil liberties and political rights, for the sake of data collection and index points compilation, the four variables of the aspect of the Democratic Institutions have also been elaborated into approximately 13 (thirteen) indicators, which includes: 5 indicator variables of Free and Fair Elections; 4 indicator variables of the Role of Local Legislature; 2 indicator variables of Role of Political Parties, and 2 indicator variables of Independent Judiciary. More detailed information about indicators of each variable is found in Appendix 3.

2.6. Methodology

2.6.1. Data Collection Method

The selection of data collection methods largely depends on, among others, the nature of the research conducted, and the types of data needed. Accordingly, in the context IDI compilation, it is agreed that data collection method implements the so-called triangulation method (Denzin, 1978). This technique combines quantitative and qualitative methods. More specifically, there are 4 (four) main methods used in collecting data for IDI compilation, namely: Media Review (newspaper content analysis), Document Review (content analysis of official documents issued by the government), Focus Group Discussion (FGD), in-depth interviews). Why these four

methods are chosen, and what their relevance is to the process of IDI compilation will become the topic of discussion as follows.

2.6.1.a. Media Review and Document Review

Media and document review has been selected as one of the data collection techniques, because both media and documents are considered the most realistic source of information to obtain quantitative data (within the period of observation for one year/2007). It relates to the 3 aspects, 12 variables and 53 indicators of IDI. It is the media which captures what is happening in the regions, dynamics of democracy or democratization process for one year continuously, from day to day. It is therefore reasonable to make the outcome of media and document review as the main information for IDI compilation.

In the context of IDI compilation, the "media" referred to is newspapers, and for this purpose one leading newspaper has been chosen in each province. While in respect to types of documents, official documents issued by the local governments and local legislatures, such as Regional Regulations (Perda), Governor Decrees, Legislature Decree, and other official documents, such as data or public rallies from the Police, and electoral data released by the General Election Commissions.

2.6.1.b. Focus Group Discussion (FGD)

Under the context of scientific research principles, FGD is one of the qualitative data collection techniques. As a result FGD may act as the main method, or when applying more than one data collection technique, FGD may act as complement to other methods. Selection of this technique will largely depend on the actual goal of FGD itself.

As the data collection process in IDI compilation uses more than one method, and among these methods, media and document review serves as the main base in collecting quantitative data, the role of FGD-in this case is more intended as a "complementary" to the data collection method through media and document review.

In general, the main goal of FGD application is to collect qualitative aspects pertaining to the aspects, variables and indicators of IDI. However, more specifically, there are at least three main goals of FGD implementation in the context of IDI data collection. First, to obtain information about participants' views and evaluation (verification, confirmation, dis-confirmation) over quantitative data related to IDI indicators already collected through media and document review. Secondly, to explore the cases that have high relevance to the IDI indicators. Third, dig up information (qualitative data) associated with the IDI indicators that have not been obtained through media and document review.

2.6.1.c. In-depth Interviews

As with FGD, in-depth interview in terms of scientific research, is one of the techniques to collect quantitative data collection. In general, the technique of in-depth interview, is usually conducted with the aims, among others to: (1) construct events, feelings and motivations, (2) reconstruct past events; (3) project likely happenings in the future, and (4) verify data and information already obtained from other sources (Moleong, 2005: 186). More specifically, namely in social science research, the in-depth interview techniques are commonly used with the purpose to obtain more thorough information, or to explore the views/perspectives of the resource persons-related to the issues being studied (Guion, 2006; Berry, 1999).

In the context of IDI compilation, in-depth interviews were applied with the purpose to verify and dig up information already obtained through "media and document review" and "FGD". Therefore, it is reasonable to make in-depth interviews not as the main method of data collection, but rather as "complementary" to the other three methods. Under such a role, technically speaking, in-depth interviews must be conducted after FGD.

Overall, the question then is what is the logical linkage among the 4 (four) data collection methods, as pointed out above, is it designed for the purpose of ID compilation? In short, the relationship of these four methods of data collection may be explained as follows. The first two methods (media and document review) serves as the main base in quantitative data collection relating to the aspects, variables and indicators of IDI. Furthermore, the quantitative data already obtained through media and document review are verified and elaborated against the qualitative obtained through the next two methods (FGD and in-depth interview). Thus, we now have a clear picture as how the true "final score" of each IDI indicator will be determined based on the quantitative data obtained through the first two methods (media and document review) as well as qualitative data obtained through the following two methods (FGD and In-depth Interview).

The scores of each IDI indicator in each province IDI (43 indicators), will contribute to the score calculation of 10 IDI variables, and furthermore, a score of 10 IDI variables will contribute to the calculation of 3 IDI aspects. Aggregation scores of these three IDI aspects, will finally reflect the democratic index in each province. In short, the operationalization of the four data collection methods of IDI compilation is shown in Appendix 1.

2.6.2. Data Processing Method

As described earlier, data from the FGDs and interviews used as qualifying information whether the condition of democracy as reflected by the media and document review is as it is, and whether it reflects the condition of democracy is good or bad. But in addition, the data from FGD and in-depth interviews are also used as "baseline data" for certain indicators that are may not be obtained from media and document.

Before the data may be analyzed further, an evaluation is conducted and, if necessary, corrections to the coding of media reporting, summary of results FDG and interviews by the field researchers to ensure that coding given is correct, and the summary of the FGD and interviews indeed reflects the substance of every aspect and variable. This evaluation is done by a number of evaluators in a given period of time. The evaluators are not always the same in each evaluation session, but are always under the supervision of at least two panel members. In short, the data processing up to generating the Final Score of each ID indicator is be found in Appendix 2.

2.6.3. Final Scoring for Indicators

As shown in Figure 2, in the end, these various types of data will generate a single score for each indicator. The scores for these indicators serve as the final assessment given by the assessment team after having seen the quantitative data as reflected from the media and document review while taking into account the results of the FGDs and interviews.

Media review generates frequency of news relating to certain indicators. Frequency of news related to the particular indicators in a province becomes meaningful when compared with the same news frequency all over the provinces.

Under such circumstance, it may be ascertained whether such certain quantity high or low in the Indonesian context. Accordingly, conversion of these initial data is needed, namely into scale 1 up to 5 whereby 1 = extremely low and 5 = exceptionally high. This conversion is done by dividing such score range from a minimum score up to a maximum score, into the categories based on decile (tenth category).

The media review score will then be assessed based on information obtained through FGDs (qualifying information). Its principle of assessment is to see whether the FGD results in general support or not support the news in the newspaper. When supporting, the final score is equal to that obtained from the media review. Meanwhile if the FGD results do not support, the final score will be reduced by one point.

Furthermore, this final score will be assigned a weight according to the weight of each indicator obtained through separate by weighing. These weighted scores will become indicator index of each indicator, which in turn will contribute to the index number of variables, aspects, and the total Indonesian Democracy Index.

2.6.4. Weighing

Weighing of Indonesian Democracy Index is conducted at the indicator level. Meanwhile, at the level aspects, namely Civil Liberties, Political Rights, and Democratic Institutions, the weight for each aspect is assumed to be equal, namely 33.33, because each of these aspects are considered having the same contribution in determining the merits of democracy in each province. Likewise, at the level of the variables of every aspect, as each variable is assumed to have the same level of interest, so is given an equal weight.

The procedure to obtain the weight of each indicator is as follows:

1. Thirty (30) judges who understand the issues of democracy to be measured by IDI are asked to give ratings based on their assessment of the level of importance of each indicator compared to other indicators in contributing one certain variable. These 30 judges comprised academicians (university lecturers), related government employees, and community leaders, including those facilitating the FGD for IDI.
2. The results of the ratings by individual appraisers were then compiled into the rating matrix.
3. Based on this matrix, the average ranking of each indicator is calculated.
4. These average figure represents the weight of each indicator.

From the weight calculation through the above procedure is obtained the overall weight of each of the indicators (43 indicators). The weight of each variable and the weight of each IDI aspect are found in Appendices 4, 5, and 6.

2.6.5. Scale of Democracy Performance

To illustrate the performance achievement of democracy in every province, scale 1-100 is used. This scale is a normative one whereby 1 is the lowest performance and 100 is the highest performance. Lowest performance (index point 1) can theoretically occur when all indicators earn the lowest score (score 1). Conversely, the highest performance (index point 100) is theoretically possible if all the indicators earn the highest score (score 5).

Furthermore, to give further meaning of inter-provincial variations made, the scale 1-100 above is divided into three categories of democracy, namely **good** (index > 80), **moderate** (index number 60-80), and **insufficient** (index number <60).

PART II

HOW TO READ AND UNDERSTAND IDI?

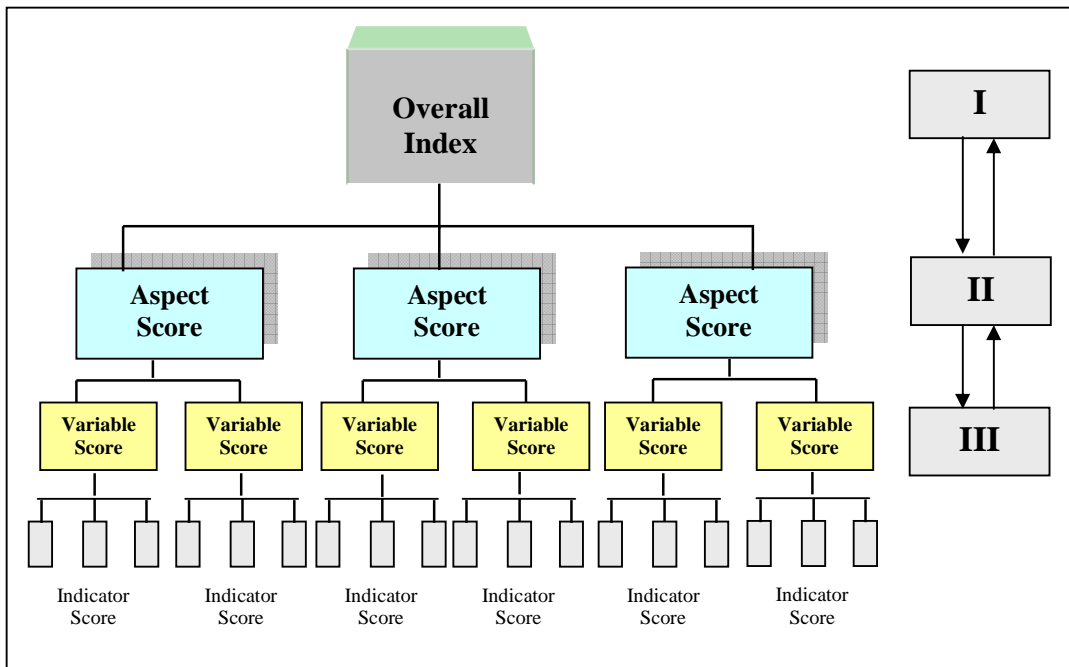
We have to emphasize here that the Indonesian Democracy Index (IDI) comprises figures that indicate "performance" of democracy in the Indonesia's 33 provinces. In other words, these figures do not represent level of democracy nationally. The rationale is that in order to explain the performance of democracy at the national level, IDI has to incorporate the central government factors in Jakarta. Meanwhile, IDI, which is developed at this stage, covers only the provincial governments and the communities therein as a source of data. Even if the word "Indonesia" is adopted, it simply represents the "collection of the provinces" in Indonesia.

To be able to know the level of democracy in a particular province based on the index score expressed at IDI, the "method" of reading IDI has to be understood at the first place. On the conceptual basis, the sub-section of methodology has explained that IDI is divided into 3 (three) main aspects, namely: **Civil Liberties, Political Rights, and Democratic Institutions.**

The three aspects are then elaborated into 10 (ten) variables, whereas to obtain data and information related to the ten variables 43 (forty three) IDI indicators have been formulated. The following section is trying to explain the "techniques" in reading and interpreting IDI index "figures" that include: the overall index, Index by Aspect, and Index by Variable. The flow of thoughts in reading and interpreting IDI index scores is shown briefly in Diagram 2.1.

Diagram 2.1.

The flow of thoughts in reading and interpreting IDI index scores.



2.1. Stages in Reading IDI and Its Expected Outputs:

In brief, the steps in reading and interpreting IDI figures and the expected outputs of each step may be observed on the following Matrix 2.1:

MATRIX 2.1

Stages in Reading IDI and Its Expected Outputs

Stage/ Level of Index	Tujuan	Output	Follow-Up (Programs/Activities)	Implementing Agencies
1) Overall Index	To know the "position" or level of democracy in a particular province.	Data/information about the level/performance of democracy (overall) in a particular province.	-	Working Group
2) Index by Aspect	To understand the performance of democracy in a particular province based on indexes of three IDI aspects (Civil Liberties, Political Rights, and Democratic Institutions).	Data/information about the strengths and weaknesses of democracy performance in a particular province based on three IDI aspects.	Identifying the programmatic themes for the development of democracy in a particular province based on Strengths and Weaknesses of the three IDI aspects	Working Group
3) Index by Variable	To find out more specifically the performance of democracy in a particular province based on the variable indexes of the three IDI aspects.	Data/information about the strengths and weaknesses of democracy performance in a particular province based on variables from the three IDI aspects.	Identifying the Program/Activities (short and medium term) for the development of democracy in a particular province by referring to both IDI variable scores and indicators.	Working Group and related Local Government Implementing Task Force (SKPD).

2.2. Overall Index

Overall index is the index figure that describes the overall level of democracy in a particular province. Thus, the overall index score, in addition to explaining the performance of democracy in a province, it can also serve as reference data in judging "position" or the level of democracy in a province compared with other provinces, and/or compared with the average democracy index in 33 provinces in Indonesia.

**Sample of Reading and Intepreting Overall Index:
“x” Province Case**

Table 2.1.

Overall Index in “x” province

Overall Index “x” province	Average Overall Index of 33 Provinces
60.9	60.4

Table 2.1.above shows that the Overall Index score of “x” province is 60.9. By referring to three categories of "Democratic Performance" as used in IDI (see S`cale of Democratic Performance in Part I), the score of 60.9 indicates that the overall level of democracy in “x” province belongs to the **medium** category (60-80 index figures). However, when compared with an average score of the democratic performance in 33 provinces (60.4), it is said that “x” province has a relatively higher level of democracy (0.5 point).

The question then is why the overall index score in “x” province is 60.9, meaning, it belongs in the provinces with the democratic performance of "medium" category? Given the fact that the overall index score is an aggregate of the three aspects of IDI scores (Civil Liberties, Political Rights, Democratic Institutions), the question above may be e answered by tracking further distribution of the scores of the three aspects.

2.3. Index by Aspect

While the overall index score describes the overall level of democracy in a particular province, the "aspect score" explains democratic performance in a particular province quantitatively based on the 3 (three) existing aspects, namely: Civil Liberties, Political Rights, and Democratic Institutions. In IDI structure as shown in Diagram 2.1., aspect score is the IDI second "derivative" after the *overall index*. Substantially, as the second derivative, aspect scores are simply the disaggregate of overall index (as the first "derivative"). Methodologically, it means that aspect scores are a major contributing factor to overall index score. Or more specifically, overall index score is generated from the average score of these three aspects.

Therefore, it is shown quite clearly that the aspect scores, in addition to functioning as a disaggregate aspects of the overall index score, they also serve as reference data in comprehending "strengths" and "weaknesses" of the performance of democracy in a particular province, which is based on three existing aspects; next, they may be used as information in formulating a follow-up development program.

**Sample of Reading and Interpreting Aspect Index:
"x" Province Case**

Table 2.2.

Reading and Interpreting IDI Aspect Scores

IDI Aspects	Skor	
	"x" province	Average of 33

		Provinces
Civil Liberties	61.7	75.7
Political Rights	74.5	53.0
Democratic institutions	46.6	52.3
Overall Index of “x” province	60.9	

Table 2.2 shows that the overall index of the “x” province is 60.9. This figure is resulted from contributing scores of the three IDI aspects, namely: Civil Liberties (score of 61.7); Political Rights (score of 74.5); and Democratic Institutions (score of 46.6). When compared with an average score of 33 provinces, Table 2.2. indicates that the aspect score of Civil Liberties and Democratic Institutions at “x” province is relatively lower than the average score of 33 provinces, but scores relatively higher in the aspect of Political Rights.

What is interesting to mark from the score configuration of IDI aspects in the province of "X" above? In general, it may be e inferred that the performance of democracy in “x” province is relatively good on Political Rights aspect, and belongs to medium category in the aspect of Civil Liberties. However, it tends to be "awful" in the aspect of Democratic Institutions.

After reading and interpreting scores of IDI aspects above, the next question is: what should be done in the future to improve the performance of democracy in “x” province ? By referring to the general conclusions above, it is clearly seen that the performance of the first two IDI aspects - Civil Liberties and Political Rights, belongs to "medium" category, whereas performance of the third aspect - Democratic Institutions – belongs to the category of "poor" or even "awful." Thus, when judging from the distribution of scores of three IDI aspects, it may be e generally stated that all three aspects of democracy in “x” province need such improvements in the future that performance may reach the "good" category. However, if scale of priority needs to be exercised, aspects that require main attention are Democratic Institutions and Civil Liberties.

Reading and interpreting the indexes through IDI variables should be done in order to know more comprehensively about elements of each aspect and how "action program" may be the best implemented. The context will determine more specifically what elements of the aspects of Civil Liberties, Political Rights, Democratic Institutions are. Furthermore, knowing the distribution of index scores according to these IDI variables will also facilitate identifying more specifically what corrective steps (action plans) that must be taken to increase the performance of democracy.

2.4. Index By Variable

In the quantitative dimension, the index variables are index figures which indicate the level of democracy in a particular province based on the respective variable of the three existing IDI aspects (Civil Liberties, Political Rights, and Democratic Institutions). Methodologically, the index variable is obtained by multiplying the total indicator scores with variable weights. Thus, "inductively", it could also be stated that the index variables are nothing but the aggregate of final scores of indicators. Meanwhile, as is known, indicator score is the smallest unit of the entire set of data and information in developing IDI, through which the indicator score is obtained, by means of assessing the quantitative and qualitative data collected through the Media Review, Document Review, FGD, and Depth Interviews.

When referring to the diagram technique of reading and interpreting IDI Index (see Diagram 2.1.), we can observe clearly that variable index is the third "derivative" of IDI. This means, when IDI is read "deductively", the variable index is merely the disaggregated of other index of IDI aspects.

Certainly, the "inductive" and "deductive" variable index reading techniques as pointed out above own the same level of relevance. However, the important point that must be stressed is that the variable score, apart from a means to analyse disaggregate of scores of

three IDI aspects (Civil Liberties, Political Rights, Democratic Institutions), also serves as reference data to see "strengths" and "weaknesses" of the performance of democracy more specifically in a particular province based on a number of variables from the discussed three IDI aspects; hence, to serve as relatively more concrete information in formulating a follow-up development program.

To obtain a more comprehensive understanding of this subject, the discussion will then present several examples of techniques in reading and interpreting the variable indexes to be grouped according to three IDI aspects.

**Sample of Reading and Interpreting Variable Index:
"x" Province Case**

Example 1: Reading and Interpreting Variable Index on Civil Freedom Aspect

Table 2.3.1 shows that the final score of Civil Liberties aspect (61.7) in "x" province, is contributed by the scores of four existing variables: Freedom of Assembly and Association (85.9); Freedom of Expression (45.1); Freedom of Belief (40.6) and Freedom from Non-Religious Discrimination (75.0). Score distribution of the respective variable in Table 2.3.1 explicitly indicates that even if the final score aggregate of Civil Liberties is "sufficient" (61.7), the variable rates carry significant score differences among the variables. This, among others, is shown by a fairly noticeable difference in scores between Freedom of Belief variable (40.6), compared to, for example, a score of Assembly and Association Freedom variable (85.9).

With variation or difference of variable score contribution, as indicated above, the next question is, what may be explained by the distribution of the scores of four variables related to the performance of Civil Liberties aspect in "x" province? In general we can say

that in “x” province, the performance of variables including the Freedom of Assembly and Association is in "good" category, whereas variable performance of Freedom from Non-Religious Discrimination belongs to the "medium" category. However, the performance of the variable of Freedom of Belief and Freedom of Expression belongs to "low" category, or even tending to be "extremely poor." The last two variables are what have contributed little to the total score Civil Liberties aspect, ending in final score of 61.7.

Table 2.3.1

Variable Index of Civil Liberties Aspects in “x” Province

INDEX OF CIVIL LIBERTIES ASPECTS	61.7
Variables of Civil Liberties	Score
Freedom of Assembly and Association	85.9
Freedom of Speech	45.1
Freedom of Belief	40.6
Freedom from Non-Religious Discrimination	75.0

The low contribution of the variable scores on freedom of beliefs and freedom of speech is by no means inseparable from the contribution of each related indicator score. When explored further at the level of the indicator, it turns out that among the indicators giving little contribution to the variables of Freedom of Beliefs are: a) Prohibition and/or discriminatory actions against the people to worship according to their belief/faith by the authorities; b) prohibition/or discriminatory actions of a person/community group against other individual/ community groups to profess their beliefs, and c) local regulations that discriminate and/or restrict freedom of citizens to profess their belief. **(See Appendix 4)**

Meanwhile, indicators that give small contributions to freedom of expression variables are: a) the physical measures of the government (village heads, police, prosecutors, district-heads, judges, etc.) that impede individual freedom of expression and/or community groups;

b) measures imposed by a particular community group that impede individual and/or other community groups' freedom of expression (**See Appendix 4**).

After reading and interpreting the four variable scores of Civil Liberties aspect above, the next question is what are interesting steps for future improvements? By considering the contribution of each variable score against the score of the discussed Civil Liberties aspect, recommendation to take is: in general, corrective steps must be taken to all four existing variables in order to reach better performance. However, scale of priorities has to be taken on variables that have scores of "low" or "extremely low" categories, namely: variables "Freedom of Belief" and "Freedom of Speech."

To increase performance on variables of Freedom of Belief, for example, the future action program should be directed more on efforts to eliminate, or at least to minimize, among other things: a) discriminatory attitudes by the authorities against the people to worship according to their beliefs; b) prohibition and/or discriminatory attitudes by community groups against someone/other community groups to worship and profess their belief/faith, and c) discriminatory regional regulation and/or restriction against the freedom of citizens to profess their belief/faith.

Meanwhile, to increase the performance of freedom of speech variables, future corrective steps should be directed more on efforts to eliminate, or at least to minimize, among other things: a) the physical measures of government that impede the freedom of individuals and community groups in expressing opinions; and b) community actions that impede individual and/or other community groups' freedom of expression.

Example 2: Reading and interpreting the variables Index of Political Rights Aspect

Distribution of the variable score of Political Rights aspect is really interesting to observe. It is because, as indicated by Table 2.2., Political Rights aspect is the highest

contributing score (74.5) on the overall index of “x” province. However, when explored further the contributing scores of two variables on Political Rights aspects in Table 2:32 indicate a significant difference between one variable score and the other. Public Participation variable in Government Oversight (score of 83.3) is the largest contributor to the final score of Political Rights aspect. Meanwhile, Public Participation in Politics variable contributes only a score of 65.7. The amalgamation of the two variable scores has finally produced a final index of Political Rights aspect of 74.5.

Table 2.3.2

Variables Index in Political Rights Aspects of “x” Province

Index of Political Rights Aspects	74.5
Variables of Political Rights Aspects	Score
Public Participation in Politics	65.7
Community Participation in Government Oversight	83.3

The question then is what may be explained by the distribution of scores of two variables in relation to the performance aspects of Political Rights in “x” province? In general we can say that in “x” province, the performance of the Public Participation in Government Oversight variable belongs to the "excellent" category. However, the performance of Public Participation in Politics variable is in the "medium" category. This very last variable has given small contribution to the total score on Political Rights aspects, ending in the final score of 74.5.

The low contribution of variable score of Public Participation in Politics is by no means associated with the contributing scores of respective related indicator. When explored further at the level of the indicator, it turns out that among the indicators that give small contribution to the Community Participation in Political variables are: a) the involvement of community individuals/groups in *musrenbang* (score indicator 25); b) The involvement of

community individuals/groups in labor strike (score indicator 25), and c) the involvement of community individuals/groups in the discussion with the Local Government (score indicator 50). More information about indicator scores of Public Participation in Politics variable, and Public Participation in the Government Oversight variable may be found in **Appendix 5**.

What is interesting to note for future corrective improvements? By considering the contribution of respective variable score to the score of Political Rights aspects stated above, the future corrective steps should be directed more on efforts to improve the performance "Public Participation in Government Oversight." variable. The program of action should be stressed on the following endeavors, including: a) to increase the quantity and quality of community involvement by an individual/group in *musrenbang*; and b) to increase the quantity and quality of community involvement by an individual/group in the discussion with the local government.

Example 3: Reading and interpreting variable indexes on Democratic Institution Aspect

The Democratic Institution Aspect is just as interesting to receive special attention. It is because the Political Rights aspect is one that contributes the highest score to overall index in "x" province ; conversely, "Democratic Institution" is an aspect that contributes the lowest score (see Table 2.2.).

In aggregate, the score of Democratic Institutions aspect is 46.6. When traced back further in the level variables in Table 2.3.3., it shows that score contributions vary significantly among the four existing variables. The Role of Political Parties variables contribute exceptionally high score (89.2), whereas the three other variables-*Free and Fair Elections*, *Role of DPRD (Local Legislature)* and *Independent Judiciary* contribute extremely low scores, respectively with scores of 54.1, 32.0, and 11.0. These three variables have a

significant role in influencing the final score of Democratic Institutions aspect, ending in 46.6.

Table 2.3.3

Index Variable of Democratic Institution Aspect in “x” province

Index of Democratic Institution Aspects	46.6
Variables of Democratic Institutions Aspect	Score
Free and Fair Elections	54.1
Local Legislature (DPRD) Role	32.0
The Role of Political Parties	89.2
Independent Judiciary	11.0

By referring to the score composition of the four variables above, it can generally be inferred that the performance of *Role of Political Parties* variable in the “x” province, is in "excellent" category. Meanwhile, *Free and Fair Elections* variables are in the category of "poor", and the performance of the local legislature *Role and Independent Judiciary* variables tend to be "awful."

The low contribution of scores of three variables is by no means inseparable from the contribution of related respective indicator score. When explored further at the level of the indicators, it turns out that among the indicators that give small contribution to the *Free and Fair Elections* variables are: a) threats/acts of physical violence conducted by members/supporters of a particular contestant against members/supporters of the other contestants, scoring 0; and b) political intimidation by supporters of a candidate to coerce vote using physical threats, scoring 25 (See Appendix 6)

While the indicators that give small contribution to the variable of *Local Legislature Role* are: a) the percentage of the number of regulations coming from the right of legislative initiative against the total number of local regulations generated, scoring 0, and b) written criticism of parliament factions to accountability reports (LPJ) of Regional Head, with a score

of 25 (See **Appendix 6**). Meanwhile, for Independent Judiciary variables, all related indicators contribute extremely small scores, namely: a). intervention by the government (central and local) in the judicial process, scoring 0, and b). Number of controversial court decisions, scoring 25 (See **Appendix 6**).

After reading and interpreting the score of four variables from Democratic Institutions aspect above, the next question is what is interesting to note for future improvements? By considering the contribution of each variable score against the score of Democratic Institution aspects above, it is substantially advisable that future corrective steps should be directed more on performance improvements of *Free and Fair Elections*, *The Role of Local Legislature*, and *Independent Judiciary* variables.

To increase performance *Free and Fair Elections* variables, for example, future action plans should be concentrated more on the following endeavors, among others: a) to eliminate, or at least, to minimize the threats/acts of physical violence conducted by members/supporters of a contestant to members/supporters of the other contestants, and b) to eliminate, or at least to reduce coercion in the form of political intimidation by supporters of candidates to vote a particular candidate through acts of violence.

Meanwhile, to increase the performance of the *Role of Local Legislature* variables, future corrective steps should be concentrated more on the endeavors, among others: a) to increase the role of parliament in the production of initiative local legislation; and b) to enhance the role of factions of the local legislature in lodging written criticisms to the accountability reports (LPJ) of the Regional Head. To improve the performance of the *Independent Judiciary* variables, future attention that must be focussed on: a) to eliminate, or at least, to minimize government intervention in the judicial process, and b). to eliminate, or at least, to reduce controversial court decisions.

SUMMARY OF DEMOCRACY “PERFORMANCE” IN “X” PROVINCE

	Strength	Weaknesses	Focus of Improvement (Priority Program)
ASPECT	Political Rights	<ul style="list-style-type: none"> • Democratic Institutions • Civil Liberties 	<ul style="list-style-type: none"> • Democratic Institutions • Civil Liberties
VARIABLE	<p><u>Civil Liberties:</u></p> <ul style="list-style-type: none"> • Freedom for Assembly and Association • Freedom from Non-Religious Discrimination 	<p><u>Civil Liberties</u></p> <ul style="list-style-type: none"> • Freedom of Faith • Freedom of Expression 	<p><u>Civil Liberties</u></p> <ul style="list-style-type: none"> • Freedom of Faith • Freedom of Expression
	<p><u>Political Rights:</u></p> <p>Public Participation and Government Supervision</p>	<p><u>Political Rights:</u></p> <p>Public Participation in Politics</p>	<p><u>Political Rights:</u></p> <p>Public Participation in Politics</p>
	<p><u>Democratic Institution</u></p> <p>Role of Political Parties</p>	<p><u>Democratic Institutions:</u></p> <ul style="list-style-type: none"> • Independent Courts • Role of Regional House of Representatives • Free and Fair General Elections 	<p><u>Democratic Institutions</u></p> <ul style="list-style-type: none"> • Independent Courts • Role of Regional House of Representatives • Free and Fair General Elections

2.5. Role of the Working Group (POKJA)

On the whole set of processes in reading and interpreting IDI index ‘figures’, as expressed above, the role of working groups is decisive. It means working groups are expected to play a major role in analyzing and interpreting the IDI in the respective provinces. Through this role, it is believed that the Working Group will not only be able to identify the strengths and weaknesses of democratic performance in their respective provinces but also be able to act as driving “engine” in formulating the "Programmatic Theme " and "Activities" for the improvement of the democratic performance in the region.

PART III

HOW TO INCORPORATE IDI INTO REGIONAL DEVELOPMENT PLANNING

It has been explained in Part I that among the expected academic benefits from the presence of IDI is that it can provide important data for the study of democratic "performance" in Indonesia, because the description of the level of democracy produced by IDI is based on the clear data and discrete benchmarks. In terms of policy, IDI is expected to be instrumental for the political development planning at the provincial level. Data shown by the IDI may be made of as reference in assessing aspects, variables and indicators of democracy that are not or less developed in a particular province; hence, matters what need to be done by central and local governments to increase development democracy in the concerned province are immediately identified.

Discussion of Part III will focus on two main issues, namely: a) how to synergize IDI into Regional Development Planning; and b) what further steps (programs) that may be done to improve "the performance of democracy" in the region.

3.1. To incorporate IDI into Regional Planning

Technically in operation, there are at least 3 (three) models that may be exercised in "synergizing" IDI into regional development planning. *First*, to align IDI in the beginning process of the formulation of a Vision and Mission of the Regional Head/Deputy Head pair during regional elections. *Second*, when the first model is not possible for implementation because the elections have been held, the synergy of IDI

into regional development planning may be e made during the preparation process of the Regional Medium-Term Development Plan (RPJMD). *Third*, if the second model is also impossible because RPJMD has been finalised, the incorporation of IDI into regional planning may be e made by "integrating" IDI into "mission" of local government in the field of political development as expressed in the RPJMD. Further, it would be more convincing if IDI may be e used as one sources of information in determining "the priority program" in the preparation of the Regional Government Work Plan (RKPD). In short, the steps that must be taken in incorporating IDI into the Regional Development Planning based on 3 (three) models are shown in Matrix 3.1.

Matrix 3.1.

Steps of Application Model of Synergizing IDI into the Regional Planning

Model	Prerequisites	Targets	Implementing Agencies
<p>Model 1: IDI is incorporated into the Vision and Mission of the Regional Head/Deputy Head</p>	<ul style="list-style-type: none"> • Availability of IDI data • Working Group has been formed • Concerned regions/provinces are conducting regional elections (Pilkada) 	<ul style="list-style-type: none"> • IDI plays a role as one of the data/information references in the preparation of Vision and Mission of the Regional Head/Deputy Head pair at local elections • Democratic development issues are accommodated in the Vision and Mission of 	<p>Working Group, particularly staffed by:</p> <ul style="list-style-type: none"> • Bappeda (Regional Planning Agency) • KESBANGPOL (National Unity and Community Protection) • Local Legislature • Academicians

		political development of the Regional Head/Deputy Head pair.	
<p>Model 2: IDI is incorporated during the preparation process of the Regional Medium-Term Development Plan (RPJMD)</p>	<ul style="list-style-type: none"> • Availability of IDI data • Working Group has been formed • Elections are already conducted, and the corresponding regions/provinces are in the process of preparing RPJMD 	<ul style="list-style-type: none"> • IDI plays role as one of the data/information references in the preparation RPJMD, particularly in the conversion process of Vision and Mission of elect Regional Head/Deputy Head, into Vision and Mission of the the local government • Issues in the democratic development in the political development mission and priority programs of local government are accommodated. 	<p>Working Group, particularly staffed by:</p> <ul style="list-style-type: none"> • Bappeda (Regional Planning Agency) • KESBANGPOL • Local Legislature • Academicians • NGO
<p>Model 3: IDI is incorporated into the ongoing RPJMD</p>	<ul style="list-style-type: none"> • Availability of IDI data • Working Group has been formed • RPJMD in 	<ul style="list-style-type: none"> • The synergy of IDI aspects and variables into the "mission" of local 	<ul style="list-style-type: none"> • Working Group, particularly staffed by: <ul style="list-style-type: none"> - Bappeda (Regional Planning Agency) - KESBANGPOL

	<p>concerned regions/provinces has been completed and has been validated by local regulations/govern or regulations.</p>	<p>government in the field of political development, as already expressed in RPJMD.</p> <ul style="list-style-type: none"> • The role of IDI as one source of information in determining the "priority program" in the region and in the preparation of the Regional Government Work Plan (RKPD). 	<ul style="list-style-type: none"> - Local Legislature • Other relevant SKPDs
--	--	--	---

3.1.1. First Model: Incorporating IDI into Vision and Mission of the Regional Head/Deputy Head.

This first model is assumed as the ideal alternative. It is because, as is known, direct elections of Head/Deputy Head will result on partly referred adoption of Basic Pattern of Regional Development (different from that of previous era), but referring to the Vision and Mission of Elect Regional Head/Deputy Head pair. It is a quite simple logic as Regional Head/deputy head are directly elected by the people, therefore, their mission/vision is automatically made lawful as the regional Vision and Mission.

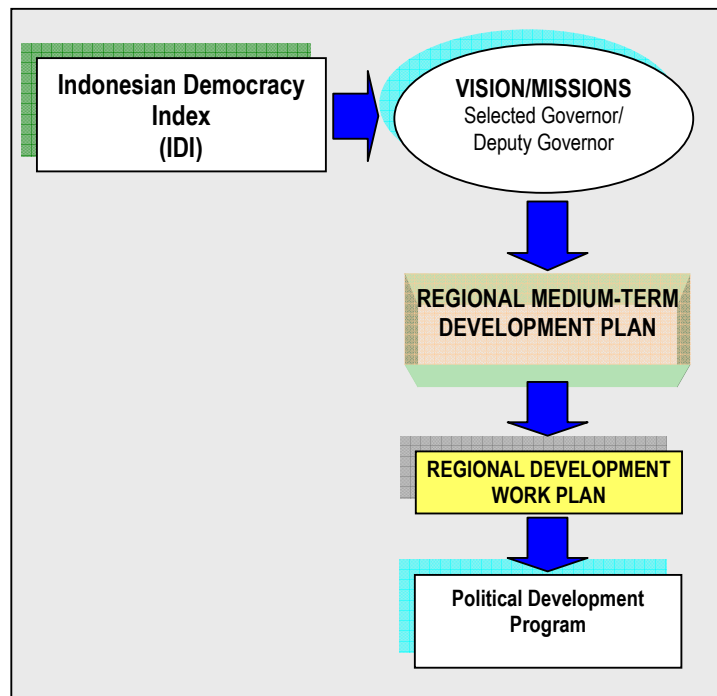
Apart from a number of related weaknesses, in the post-election period, the Vision and Mission of elect Regional Head/Deputy Head would serve as "standpoint" in the preparation RPJMD, which would then be expressed on the concept of a more

operational planning in the form Renstrada (Regional Strategic Planning) and Work Plan for Regional Development (RKPD).

The above description has clearly shown that IDI may be incorporated since the beginning process of the preparation of the Vision/Mission of the Regional Head and Deputy Head pair; therefore, IDI will naturally play a role as one source of information in the preparation of RPJMD - especially those related to missions and regional policy in political development. Given the fact that RPJMD is validated through local regulation (Perda), it is assured that the missions and policies of the political development originating from IDI data are legally authorised to be subsequently fitted into RKPD. In short, the flow of thoughts in synergizing IDI into the Vision and Mission of the Regional Head/Deputy Head is illustrated in Diagram 3.1.1.

Diagram 3.1.1

**Incorporating IDI Into Vision and Mission of
the Regional Head and Deputy Head**



3.1.2. Second Model: Incorporating IDI at RPJMD Preparation Process

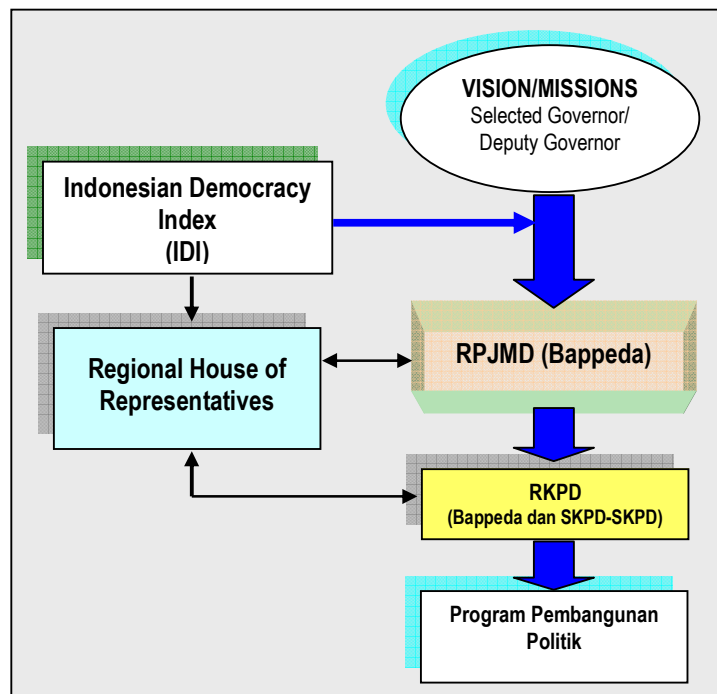
As mentioned at the beginning, this second model may be applied when the first model is ruled out because elections have been held. Under the second model, the synergy of IDI into regional development planning is made during preparation stage/process of RPJMD. Thus, this second model may only be applied when a particular region has just completed a regional election, and RPJMD is still underway.

As a brief illustration, in a series of process of "converting" the Vision and Mission of Elect Regional Head and Deputy Head into the Vision and Mission of local government during post-electoral period, there is a stage called the "technocratic process". In this phase, the Vision and Mission of the Regional Head/ Deputy Head, which is more politically oriented, is united with the regional mission/vision by considering the regional potential and interests. The output of the "technocratic process" is nothing but RPJMD. Therefore, it is understandable if the process of preparing RPJMD itself involves a number of stakeholders (stakeholders), from both the bureaucrats (mainly Bappeda), professionals, academicians, and non-governmental organisations (NGOs).

In this respect, the incorporation of IDI into RPJMD may be made either on-RPJMD drafting process that is usually "driven" by *Bappeda*, or during process of discussion of RPJMD at the local legislatures (DPRD), before enactment into the regional law. Specifically, the discussed synergy is done, among other, through concrete steps, thereby IDI can play a role as one source of information in the RPJMD preparation especially in formulating the mission and policies of political development. In brief, the flow of thoughts of IDI synergy during RPJMD preparation process is illustrated in Diagram 3.1.2.

Diagram 3.1.2

Incorporating IDI at RPJMD Preparation Process



Indonesian	English
RPJMD (Bappeda)	REGIONAL/PROVINCIAL MEDIUM-TERM DEVELOPMENT PLAN (Regional/Provincial Development Planning Agency)
RKPD	REGIONAL/PROVINCIAL DEVELOPMENT WORK PLAN
(Bappeda dan SKPD-SKPD)	Regional Development Planning Agency and Working Unit of Regional/Provincial Institution

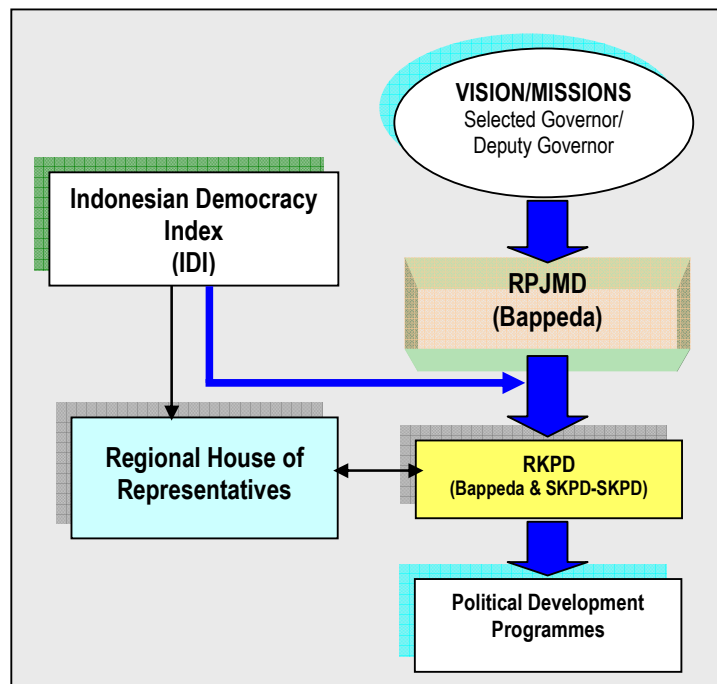
3.1.3. Third Model: Incorporating IDI into the on-going RPJMD:

As has been stated above, this third model is the last alternative when the second model is also not feasible because RPJMD has been finalised. This last model looks the most realistic for the short term. It is because integration into the ongoing RPJMD is made by "synergizing" IDI variables and aspects into the "mission" of local government in the field of political development, as already expressed in RPJMD; hence, efforts are made to turn IDI into one source of information in determining

'priority program' in the preparation of the Regional Government Work Plan (RKPD). In short, flow of thought of IDI synergy into RPJMD based on this third model is illustrated in Diagram 3.1.3.

Diagram 3.1.3

Incorporating IDI into the on-going RPJMD



Indonesian	English
RPJMD (Bappeda)	REGIONAL/PROVINCIAL MEDIUM-TERM DEVELOPMENT PLAN (Regional/Provincial Development Planning Agency)
RKPD (Bappeda dan SKPD-SKPD)	REGIONAL/PROVINCIAL DEVELOPMENT WORK PLAN Regional Development Planning Agency and Working Unit of Regional/Provincial Institution

Brief illustration above implicitly suggests that the first step must be done to synergize IDI into the ongoing RPJMD by identifying the "strengths" and

"weaknesses" of democracy performance of the respective provinces, both based on the IDI variables and aspects. After knowing the "strengths" and "weaknesses", the second step is to identify items of mission of the local government (provinces), hence "synergizing" aspects of IDI (Civil Liberties, Political Rights, and Democratic Institutions) with the relevant mission of the local government. The next step, and this is a more operational step, is to "synergize" IDI variable and aspects into the Work Plan of Local Government (RKPD) in such a way that it may become part of the "Priority Program" of local government (province), in both the medium term and short term.

An example for the case of West Java province, efforts to integrate IDI into on going RPJMD seem to run perfectly. This is because, one of the five missions of the provincial government expressed in the RPJMD explicitly states: *to improve the effectiveness of local governance and the quality of democracy* (see Document RPJMD West Java Province 2008-2013) ¹. Thus, the next step is: to identify the "strengths" and "weaknesses" of the performance of democracy in West Java, followed by "synergizing" IDI variables and aspects into Regional Government Work Plan (RKPD), and operating it in the form of regional short-term and medium term programs.

3.2. Role of the Working Group

In Chapter 2, it is stressed that the Working Group plays a major role in analyzing and interpreting the IDI in the respective provinces. The similar main role

¹ Four missions other West Java provincial government is: To create productive and competitive human resources of West Java,; Enhancing regional economic development based on local potential; Increasing the availability and quality of regional infrastructure, and increase the support capacity and availability of the environment for sustainable development.

should be played by the Working Group when IDI will be incorporated into the Regional Development Plan. In Matrix 3.1., we clearly observe that during the application of three models of synergizing IDI into the Regional Development Planning, Working Group has always functioned as a vocal-point.

In the first model application, for example, working groups, particularly those representing elements of *Bappeda*, *Kesbangpol*, Local Legislature, and Academicians, play role in, among others: to place IDI as one of the data/reference information on the preparation of Vision and Mission of regional Head/Deputy Head in local elections. Under this role it is expected that the issue of democratic development may be accommodated into the Vision and Mission of political development of the Regional Head/Deputy Head.

Similarly, it works out on a second application model. In this context, the Working Group (especially from elements of *Bappeda*, *Kesbangpol*, and DPRD) manage an important task in integrating IDI into RPJMD preparation process. Targets include: a) functioning IDI as one of the data/information references in the RPJMD preparation, especially in the conversion process of Vision and Mission of elect Regional Head/Deputy Head to become Vision and Mission of the Local Government, and b) the incorporation of democratic development issues in the political development mission and local government priority programs.

While in the third application of the model- incorporating IDI into the on-going RPJMD – the Working Group also plays a really decisive role. In this case, the working groups (particularly from elements of *Bappeda* and DPRD) not only act in incorporating IDI with on-going RPJMD, but also play a role in coordinating programs and activities of development of democracy with related SKPDs. Targets to reach include: a) the incorporation of IDI variable and aspects into the "mission" of

local government, especially in the field of political development as already expressed in RPJMD; and b) turning IDI as one source of information in determining the regional "priority programs", and in the preparation of the Regional Government Work Plan (RKPD).

PART IV
FOLLOW UP PROGRAMS
(SAMPLE ACTIVITIES)

4.1. Introduction:

After "reading" and "interpreting" democracy index figures, and after the "incorporating" IDI into the regional development planning", the next question then is what types of action plans should be conducted? Several recommended follow-up programs to be carried out in order to improve the "performance" of democracy in the region will be presented in the following discussion.

As normally happens to "recommendations", the number of action plans described in the following tables simply represent as "SAMPLES", which certainly still require adjustments and elaborations based on the real needs of respective region. It should be noted here, for example, action plans (activities) that have been prepared with reference to several documents from multiple stakeholders, and Focus Group Discussions (FGD) in three provinces (Nangro Aceh, Banten, and Gorontalo). Despite the inherent weaknesses, however, a number of relevant program recommendations are made as reference materials for decision makers in the region when they will fit in short-term and medium-term development plans, particularly in the areas of democratic development.

It must be underlined here over and again, that at the application level, the process of "action plans" (activities) in the respective region will become part of the Working Group tasks. In a more specific formulation, working groups (mainly from *Bappeda* elements), are expected not only to serve as a driving "engine" in

formulating the "Programmatic Themes" and "Activities" in order to improve the performance of democracy in the region, but also to serve as a vocal-point in coordinating programs with other related government agencies.

4.2. Sample of Development Program on Civil Liberties Aspect:

4.2.1. Sample Program for Development of Freedom of Assembly and Association

NO	TYPES OF PROGRAM	TARGET GROUPS	ORGANIZERS/SKPD IMPLEMENTING AGENCIES
1	Socialization of Human Rights law and other relevant laws	The security, political elites, community groups, police and other stakeholders	Kesbangpol and Community Protection Agency, Dephukham, the National Women's Empowerment and Child Protection Board.
2	Seminars on civil and political rights	Members of local legislature and related stake holders	Kesbangpol and Community Protection Agency Parliament Secretariat
4	Campaign for freedom of assembly and association through peaceful means.	The general public, workers, traditional leaders, religious leaders, community leaders, students.	Kesbangpol and Community Protection Agency, local government security watchers

4.2.2. Sample Program For Developing Freedom of Belief.

NO	TYPES OF PROGRAM	TARGET GROUPS	ORGANIZERS/SKPD IMPLEMENTING AGENCIES
1	Carrying out dissemination activities of religious tolerance/belief.	Community leaders (religious, traditional, youth, women), law enforcers (police, prosecutors, judges), military, students, professional bodies (teachers, farmers, workers), Provincial Election Commission, the Supervisory Committee, Board of political parties, NGO activists (NGOs) and civil society organizations, Journalist (mass media).	Kesbangpol and Community Protection Agency, Ministry of Laws and Human Rights (Dephukham),
2	Socializing tolerance for differences of opinion (khilafiah).	Idem	Kesbangpol and Community Protection Agency, Dephukham
3	Workshop on mapping the freedom of	The general public, workers, traditional	Kesbangpol and Community

	belief.	leaders, religious leaders, community leaders, students	Protection Agency, <i>Dephukham</i>
4	Seminar on freedom of beliefs under human rights perspectives.	The general public, workers, traditional leaders, religious leaders, community leaders, students	Kesbangpol and Community Protection Agency, <i>Dephukham</i>
5	Establishing of joint fora (secretariat) to strengthen the capacity and settlement of various conflicts regarding the freedom of belief.	Community leaders, religious leaders, NGOs	<i>Kesbangpol</i> and Community Protection Agency

4.2.3. Sample Program for Developing FREEDOM FROM NON-RELIGIOUS DISCRIMINATION

NO	TYPES OF PROGRAM	TARGET GROUPS	ORGANIZERS/SKPD IMPLEMENTING AGENCIES
1	Gender empowerment and support for	Women's groups, NGOs, security forces, political elites,	<i>Kesbangpol</i> and Community

	women's quality improvement	community groups, police and other stakeholders	Protection Agency, Dephukham, the National Women's Empowerment and Child Protection Board.
2	Action of social, political and moral support against vulnerable groups, among others: the elderly, disabled, children, women, mentally retarded groups.	The security, political elites, community groups, police and other stakeholders	<i>Kesbangpol</i> and Community Protection Agency, Dephukham, the National Women's Empowerment and Child Protection Board.
3	Socialization: Improved understanding of non-discriminatory treatment among community groups in building peace in Aceh and nationwide.	Community leaders (religious, traditional, youth, women), law enforcers (police, prosecutors, judges), military, students, professional bodies (teachers, farmers, workers), Provincial Election Commission, the Supervisory Committee, Board of political parties, NGO activists and civil society organizations, Journalist (mass media).	<i>Kesbangpol</i> and Community Protection Agency, Dephukham, the National Women's Empowerment and Child Protection Board.

4	Pilot project of training and business capital support to vulnerable groups	Vulnerable groups that may be provided with capital and business	<i>Kesbangpol</i> and Community Protection Agency and Women Empowerment and Child Protection Board.
5	Print props/pictures, the regulation (promotion) to support the freedom of non-religious discrimination	Community leaders (religious, traditional, youth, women), law enforcers (police, prosecutors, judges), military, students, professional bodies (teachers, farmers, workers), Provincial Election Commission, the Supervisory Committee, Board of political parties, NGO activists and civil society organizations, Journalist (mass media).	<i>Kesbangpol</i> Agency and Community Protection, and Community Protection <i>Kesbangpol</i> Agency

4.3. Sample of Development Program of Political Rights Aspect

4.3.1. Sample Program for Developing COMMUNITY PARTICIPATION IN POLITICS

NO	TYPES OF PROGRAM	TARGET GROUPS	ORGANIZERS/SKPD IMPLEMENTING AGENCIES
1	Public discussion about improving public participation in politics.	Community leaders (religious, traditional, youth, women), law enforcement agencies (police, prosecutors, judiciary), the military, students, professional associations (teachers, farmers, workers), the provincial Electoral Commission, supervisory committee, the management of political parties, activists, NGOs & community organizations, journalists, vulnerable groups;	<i>Kesbangpol</i> and Community Protection Agency & BP3A
2	Training on capacity building and role of community group in politics.	NGOs, political parties, political elites, community groups, and other stakeholders	<i>Kesbangpol</i> and Community Protection Agency, Dephukham
3	Seminar on the role of community leaders to	Community leaders	<i>Kesbangpol</i> and Community

	encourage public participation in politics.		Protection Agency
4	Workshop on gender-based political development	Community leaders (religious, traditional, youth, women), law enforcement agencies (police, prosecutors, judges), the military, students, professional associations (teachers, farmers, workers), the provincial Electoral Commission, supervisory committee, the management of political parties, activists, NGOs & community organizations, journalists (media).	<i>Kesbangpol</i> and Community Protection Agency
5	Building a separate and effective data bank system (clearing house) to support mechanisms and networking governance of public participation in politics.	The Secretariat of Parliament, KIP, and political parties	Kesbangpol Agency, CBS, and BP3A
6	Public dialogue on community participation in politics.	Community leaders (religious, traditional, youth, women), law enforcement agencies (police,	Kesbangpol and Community Protection Agency, Electronic

		prosecutors, judges), the military, students, professional associations (teachers, farmers, workers), the provincial Electoral Commission, supervisory committee, the management of political parties, activists, NGOs & community organizations, journalists (media).	Media and Printed Media
--	--	--	-------------------------

4.4. Sample of Development Program of Democratic Institutions:

4.4.1. Sample Program To Realise FREE AND FAIR ELECTIONS

NO	TYPES OF PROGRAM	TARGET GROUPS	ORGANIZERS/SKPD IMPLEMENTING AGENCIES
1	Socialization of the Electoral Law and the regional regulation of regional elections	Community leaders (religious, traditional, youth, women), vulnerable groups, law enforcement agencies (police, prosecutors, judges), military, students, professional bodies (of teachers, farmers, workers), the provincial Electoral Commission, supervisory committee, political party committee, activist non-governmental organizations (NGOs) and civil society organizations (organizations), journalists (media).	Kesbangpol and Community Protection Agency
2	Socialization of the national election and the regional election in safe, peaceful, and democratic manner.	Idem, including the physically handicapped.	Kesbangpol and Community Protection Agency

3	Socialization of the conduct of free and fair elections	The security, the political elite, community groups, police, and other stakeholders	Kesbangpol and Community Protection Agency, Ministry of Law and Human Rights, Political Parties
---	---	---	---

4.4.2. Sample Program to Enhance Role of Local Legislature

NO	TYPES OF PROGRAM	TARGET GROUPS	ORGANIZERS/SKPD IMPLEMENTING AGENCIES
1	An expert on local legislative support in the field of legal drafting, budgeting, and oversight.	Member of legislature and local legislative secretariat	Kesbangpol and Community Protection Agency, Parliament Secretariat
2	Training to increase capacity of members of local legislature regarding their functions (legislation, budgeting, and oversight)	Legislators	Kesbangpol and Community Protection Agency, Ministry of Law and Human Rights.
3	Socialization on political development and development politics.	Political infrastructure component, legislative members, youth leaders, and community leaders.	Kesbangpol Agency and Community Protection, Ministry of Law and Human Rights, Local DPRD Secretariat;
4	Disseminating information widely and proportionally to stakeholders in the public policy making.	Women's groups, NGOs, security forces, the political elite, community groups,	Kesbangpol and Community Protection Agency, Ministry of Law

		police, and other stakeholders.	and Human Rights, Local DPRD Secretariat.
5	Meeting of the Public Hearings (RDPU): Hearing to involve the public in policy processes (promulgation).	Community leaders (religious, traditional, youth, women), vulnerable groups, law enforcement agencies (police, prosecutors, and judges), the military, students, professional associations (teachers, farmers, workers), provincial Electoral Commission, supervisory committee, the management of political parties, NGO activists & community organizations, journalists (media).	Local DPRD Secretariat, Kesbangpol and Community Protection Agency

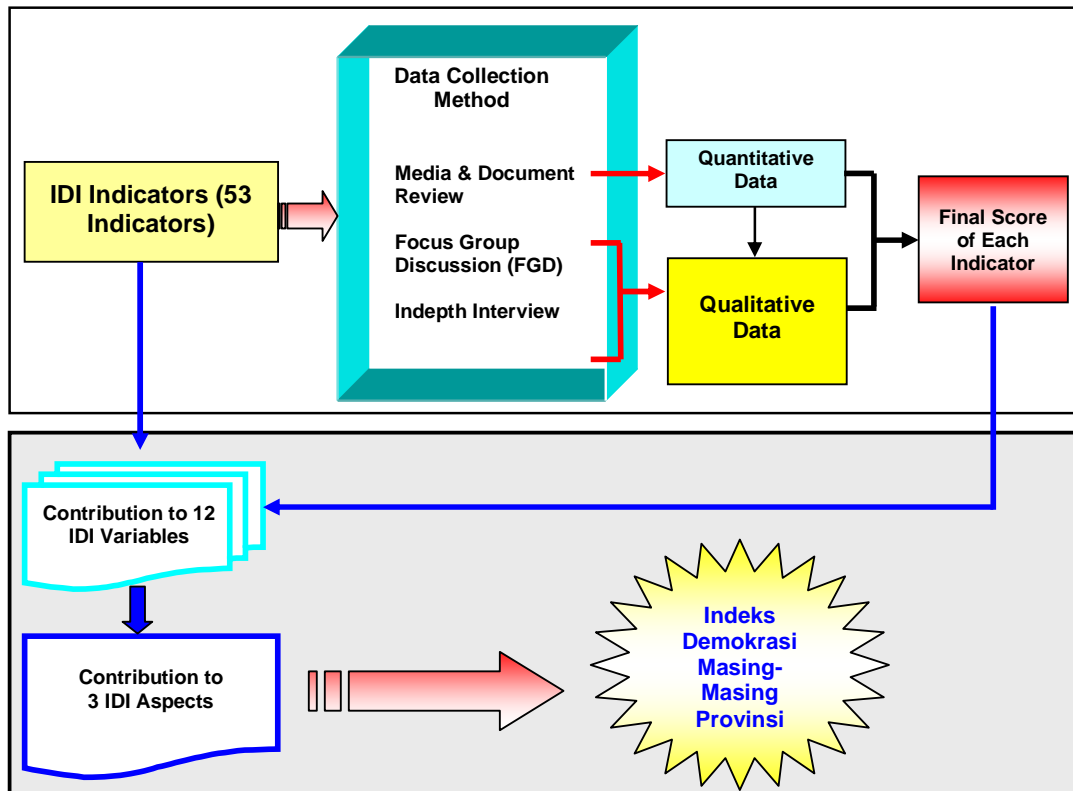
4.4.3. Sample Program to Improve POLITICAL PARTY ROLES

NO	TYPES OF PROGRAM	TARGET GROUPS	ORGANIZERS/SKPD IMPLEMENTING AGENCIES
1	Sociliasing role of political parties	Political parties, fresh voters, and stakeholders	Kesbangpol and Community Protection Agency.
2	Debriefing of the materials on national elections and regional election to political parties.	Political parties and community groups	Kesbangpol and Community Protection Agency.
3	Training on the strengthening of political party capacity	Political parties	Kesbangpol and Community Protection Agency
4	Socialization on increased understanding of democracy and national perspectives,	Political parties	Kesbangpol and Community Protection Agency
5	Socialization of affirmative action for political parties (30 percent quota of women in political parties).	Political Parties, Women's Organizations	Kesbangpol and Community Protection Agency and Women Empowerment and Child Protection Board.

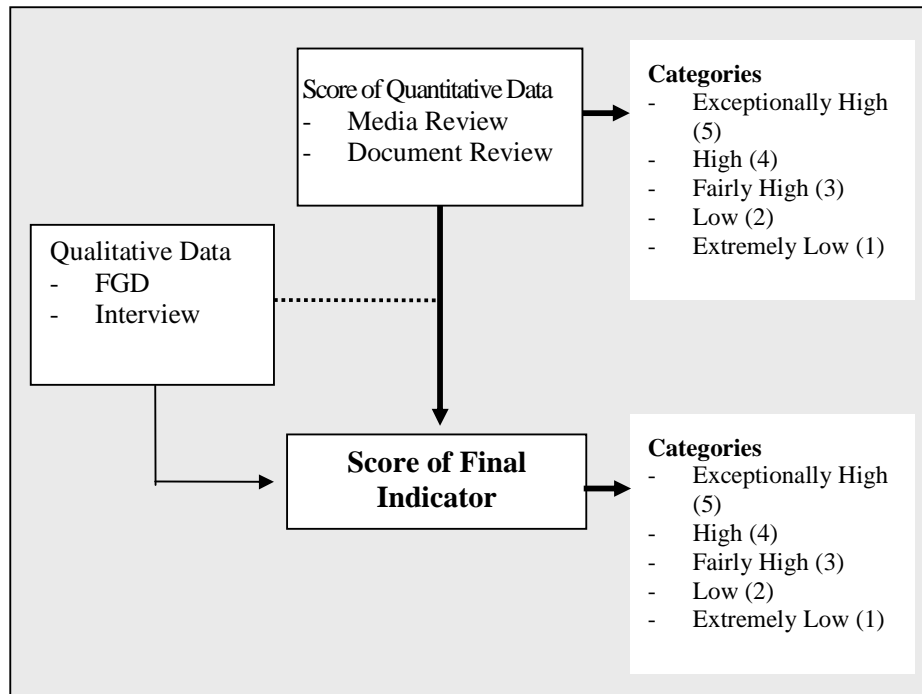
4.4.4. *Sample Program for Creating AN INDEPENDENT JUDICIARY*

NO	TYPES OF PROGRAM	TARGET GROUPS	ORGANIZERS/SKPD IMPLEMENTING AGENCIES
1	Socialization of an independent judiciary	Lawyers, Judges, Prosecutors, Police and other related apparatus	Kesbangpol and Community Protection Agency, Ministry of Law and Human Rights.
2	Workshop: eliminating court mafia	Lawyers, academicians, general public, workers, traditional leaders, religious leaders, community leaders, students, NGOs	Kesbangpol and Community Protection Agency, Ministry of Law and Human Rights.
3	Giving awards to judges, prosecutors, police and law enforcement officials who promote the establishment of an independent judiciary	Law enforcement officers, judges, prosecutors, police, NGO figures, academicians figures.	Kesbangpol and Community Protection Agency, Ministry of Law and Human Rights.

Roadmap of Data Collection Method in IDI preparation



SCHEME OF DETERMINING SCORES OF RESPECTIVE IDI INDICATORS



Appendix 3:

Aspects of Weight, Variables and Indicators

CIVIL LIBERTIES		0.333
Freedom of assembly and association		0.250
1	Regional regulations and/or government regulations that impede freedom of association at mass meetings, rallies or strikes.	0.162
2	Regional regulations and/or government regulations that impede freedom of association political parties, NGOs or religious organizations/new faiths.	0.146
3	Oral or written statement of local government officials that limit/complicate/ban freedom of assembly in a mass meeting, rally or strike.	0.108
4	Oral or written statement of local government officials that limit/complicate/ban freedom of association of political parties, NGOs or faith organizations/new religion.	0.111
5	An incident involving the physical act of government (police, prosecutors, judges, village heads, subdistrict heads, etc.) limiting/complicating/banning public freedoms in the establishment and activities of political parties	0.129
6	An incident involving the physical act of government (police, prosecutors, judges, village heads, etc.) that limiting/complicating/banning public freedom in the establishment and activities of mass organizations	0.138
7	An incident that shows restriction of freedom imposed by other community groups in establishing political parties and their activities.	0.106
8	An incident that shows the restriction of freedom of society imposed by other community groups in establishing mass organizations and their activities.	0.099
Freedom of Speech		0.250
9	Local regulations and governor regulations that impede freedom of speech.	0.281
10	Oral or written <u>statement</u> of local government officials that impede freedom of speech of individuals and/or of community groups.	0.226
11	The physical act of government (village heads, police, prosecutors, district, judges, etc.) that impedes individual and/or community groups' freedom of expression	0.279
12	Community action that impedes individual and/or other community groups' freedom of expression	0.213
Freedom of Belief		0.250
13	Local regulations that discriminate or restrict the freedom of citizens to profess their beliefs.	0.255

14	Discriminatory treatment by local government officials towards the people in building houses of worship.	0.214
15	Repressive actions of one community group against another community group who refuses the regional rules associated with a particular belief.	0.182
16	Prohibition of discriminatory events or actions in professing belief by the authorities to the people to worship according to his belief.	0.210
17	Prohibition of discriminatory events or actions toward a person/community groups to serve and profess belief from other community groups	0.139
Freedom from discrimination		0.250
18	Local regulations that discriminate gender, political affiliation, ethnicity/race/region, age, HIV inflicted people, physical barriers (with disabilities), and other disadvantaged groups	0.385
19	Local Government officials behavior that discriminate gender, political affiliation, ethnicity/race, age, HIV inflicted people, physical barriers (with disabilities) and other marginal groups	0.343
20	Discriminatory behavior of the community to other communities in terms of gender, political affiliation, ethnic/racial/regional, age, HIV inflicted people, physical barriers (with disabilities) and other marginal groups	0.272
POLITICAL RIGHTS		0.333
Public participation in politics		0.50
25	Percentage of people who use the right to vote on who are entitled to vote (voters turnout) in the elections	0.211
26	Public involvement, either as individual or group, in conducting hearings with the local legislature.	0.179
27	Public Involvement, either as individual or group, in discussion with the local legislature.	0.160
28	Public Involvement, either as individual or group, in the musrenbang (development planning consultation forum)	0.168
29	Public Involvement, either as individual or group, in a demonstration .	0.170
30	Public Involvement, either as individual or group, in a strike .	0.112
Public participation in government oversight		0.50
31	Reporting/complaints from individuals/groups of society on implementation (procedures and apparatus) local governance through a press statement/press release in the mass media	0.316
32	Reporting/complaints from individuals/groups of society on the implementation (procedures and apparatus) local government through an official letter to local governments officials	0.234
33	Reporting/complaints from individuals/groups of society on the implementation (procedures and apparatus) of the local government to the police	0.216

34	News which is an initiative of the mass media related to the supervision of local government	0.234
DEMOCRATIC INSTITUTIONS		0.333
Free and fair elections		0.25
35	Distribution of frequency and equal campaign time for all political parties	0.197
36	Vote counting is not done before official witnesses and independent witnesses	0.216
37	Political intimidation in the form of coercion to vote a particular candidate using physical threats.	0.232
39	Percentage of protests /complaints which are followed up by the Electoral Commission and the <i>Panwaslu</i> on the total number of protests/complaints lodged by a contestant or supporter	0.166
40	Threats/acts of physical violence (beatings, burning, stone throwings and the like which could result in wounds/injury/death) made by members/supporters of a contestant against members/supporters of other contestants.	0.189
Local Legislature Role		0.25
41	Percentage of budget allocation in the budget for education and health sectors against the total local budget.	0.274
42	Written criticism of local legislature factions to the accountability reports (LPJ) of Regional Head.	0.211
43	Percentage of the number of regulations coming from legislative initiative rights of local legislature against the the total number of local regulations produced.	0.254
44	Legislative recommendations, which are the follow up of complaints/submission of public aspirations	0.260
The Role of Political Parties		0.25
46	Frequency of cadres training of political parties	0.567
47	Dual commissionship of political parties (e.g. in PKB)	0.433
Independent judiciary		0.25
52	Intervention by the government (central and local) in the judicial process	0.559
53	The number of controversial court decisions	0.441

Appendix 4:

Indicators scores of four variables on Civil Liberties Aspects in “x” province

4.1 Score Indicators of Freedom of Assembly and Association Variables in “x” province

Indicators	Score
Local regulations and/or governor regulations that impede freedom of association at the mass meeting/rally, demonstration or strike	100
Local regulations and/or governor regulations that impede freedom of association of political parties, NGOs or faith organizations/new religion.	100
Statement of local government officials in the oral and or written form to limit/complicate/ban freedom of assembly in a mass meeting, rally or strike.	75
Statement of local government officials in oral and or written form to limit/complicate /ban freedom of association of political parties, NGOs or faith organizations/new religion	75
The incident involving the physical act of government (police, prosecutors, judges, village heads, subdistrict heads, etc.) that limit/complicate/ban public freedoms in establishing political parties and conducting their activities.	100
The incident involving the physical act of government (police, prosecutors, judges, village heads, etc.) that limiting/complicate/ban public freedoms in establishing political parties and conducting their activities.	75
Incidents that reveal the restriction of public freedom originating from other public in establishing political parties and in performing their activities.	75
Incidents that reveal restriction of public freedom originating from different public groups in establishing mass organisation and conducting their activities.	75

4.2. Score Indicators of freedom of Speech Variable in “x” province

Indicators	Score
Local regulations and governor regulations that impede freedom of speech.	100
Statement of local government officials in oral or in written form that impede freedom of speech of an individual and/or communal groups	75
The physical measures of government (village heads, police, prosecutors, district, judges, etc.) that impede freedom of expression of an individual and/or community groups	0
Public actions that impede freedom of expression of an individual and/or other communal groups.	0

4.3. Score Indicators of Freedom of Beliefs Variable in “x” province

Indicators	Score
Local regulations that discriminate and/ or restrain the citizens’ freedom to profess their belief.	25
Discriminatory treatment by local government officials to the people in building houses of worship and in professing their belief.	75
Repressive actions of one community group against another community group who disapprove local regulations associated with a particular belief.	100
Incident of banning and/or discriminatory actions against professing belief by the authorities to the people to worship according to their faith.	0
Incident of banning and/or discriminatory actions towards an individual/community groups to worship and to profess their belief from different community groups.	0

**4.4. Score Indicators of Freedom from Non-religious Discrimination Variables in
“x” province**

Indicators	Score
Local regulations that discriminate gender, political affiliation, ethnicity/race/region, age, HIV inflicted people, the physically handicapped (with disabilities), and other disadvantaged groups	75
Attitudes of local government officials that discriminate gender, political affiliation, ethnicity/race, age, HIV inflicted peopel, the physically handicapped (with disabilities) and other disadvantaged groups	75
Discriminatory behaviors of the community to other communities in terms of gender, political affiliation, ethnicity/race/region, age, people HIV inflicted people, the physically handicapped (with disabilities) and other disadvantaged groups.	75

Appendix 5:

Score Indicators of two variables on Political Rights Aspect in “x” province

5.1. Score Indicators of Community Participation in Politics Variables in “x” province

Indicators	Skor
Percentage of people who use their right to vote compared to those who are entitled to vote (voters turnout) in the elections.	75
Involvement of the public, either as an individual or group, in conducting hearings with the the local legislature.	100
Involvement of the public, either as an individual or group, in the discussion with local governments.	50
Involvement of the public, either as an individual or group, in <i>musrenbang</i>	25
Involvement of the public, either as an individual or group, in a demonstration.	100
Involvement of the public, either as an individual or group, in labor strike.	25

5.2. Score Indicators of Community Participation in Government Oversight Variables in “x” province.

Indicators	Score
Reporting/complaints from individuals/public groups on the implementation (procedures and apparatus) local governance through a press statement/press release in the mass media	100

Reporting/complaints from individuals/public groups on the implementation (procedures and apparatus) of local governance to local government officials via official letters.	75
Reporting/complaints from individuals/public groups on the implementation (procedures and apparatus) of local governance to the police.	50
News that is initiated by the mass media related to the oversight of local governance.	100

Appendix 6:

Score Indicators of four variables on Democratic Institutions Aspects in “X” Province

6.1 Score Indicators of the Free and Fair Elections Variables in “x” province

Indicators	Score
Equal allotment of frequency and time campaigning for all political parties.	100
Vote counting is not done in the presence of official witnesses and independent witnesses	75
Political intimidation by supporters in the form of coercive actions by supporters of a candidate using physical threats.	25
Percentage of protests/complaints that are followed up by the Electoral Commission and the <i>Panwaslu</i> on the total number of protests/complaints lodged by a contestant or supporter	75
Threats/acts of physical violence (beatings, burning, stone throwing and the like which could result in wounds/injury/death) made by members/supporters of a contestant against members/supporters of the other contestants	0

6.2 Score Indicators of the Role of Parliament Variables in “x” province

Indicators	Score
Percentage of budget allocation in local budget (APBD) for education and health sectors compared to complete sum of local budget (APBD)	50
Written criticism of local legislature factions to the accountability reports	25

(LPJ) of the Regional Head	
Percentage of the number of regulations originating from local legislature initiative right compared to the total number of local regulations produced.	0
Local legislature recommendations, which serve as follow-ups of complaints/submissions of public aspirations.	50

6.3 Variable Score Indicators of Role of Political Parties in “x” province

Indicators	Score
Frequency of training cadres of political parties.	100
Dual commissionship of political parties.	75

6.4 Variable Score Indicators of the Independent Court in "X" Province

Indicators	Score
Interventions from by the government (central and local) in the judicial process	0
The number of controversial court decisions	25